

Sample applications, such as signage, conference monitors, etc., selected to match the needs



Eye-catching videos of new fashion collections


By placing a large display horizontally, images of models in nearly life-size scale can be displayed. The texture of materials in dresses and accessories can even be rendered.

*Life-size displays: Place an 86-inch single screen vertically.



Use USB memory to operate self-made signage

Signage can be used in a standalone configuration without having to assemble a network. The main unit's remote control can also be used for simple playlist production, so you can operate signage without using a PC or set-top box.



More efficient and clear images to share information

Display complicated drawings or detailed materials in an easy-to-read manner. Sharing information among participants will be more smooth. No more need to enlarge tables for easier viewing.



Making the better use of a larger screen

The screen can be used for more efficient video conferences. Images of materials can also be refreshed in real-time during the conference.

*Separate contracts are required for video and web conference systems.

Presenting a special wall hanging bracket*

A special wall hanging bracket that is compliant with the ADA standard is available. This is recommended for installation in public spaces, such as hotels.

*The availability varies depending on the country.



Specifications

	TH-86EQ1	TH-75EQ1	TH-65EQ1	TH-55EQ1	TH-50EQ1	TH-43EQ1
Display Panel						
Screen size (diagonal)	86-inch (2174 mm)	75-inch (1892 mm)	65-inch (1639 mm)	55-inch (1387 mm)	50-inch (1257 mm)	43-inch (1079 mm)
Panel type / Backlight	IPS / Edge LED		VA / Direct LED			
Aspect ratio	16:9					
Effective display area (W x H)	1895 x 1065 mm [74.6" x 41.9"]	1649 x 927 mm [64.9" x 36.5"]	1428 x 803 mm [56.2" x 31.6"]	1209 x 680 mm [47.6" x 26.7"]	1095 x 616 mm [43.1" x 24.2"]	941 x 529 mm [37.0" x 20.8"]
Resolution	3840 x 2160					
Brightness (typ.)	350 cd/m ²					
Contrast ratio (typ.)	1200:1		4000:1			
Response time (typ.)	8 ms [G to G]					
Viewing angle [(T/B)/(L/R)]	178°/178° [CR>10]					
Terminals						
HDMI In	HDMI TYPE-A Connector x 2 [HDCP2.2 supported]					
VIDEO In	4-pole Mini Jack (M3) x 1					
DVI-D In / Audio In (L/R)	DVI-D 24-pin x 1, DVI Revision 1.0 Compatible [HDCP 1.1 supported] / Stereo Mini Jack (M3) x 1 [Shared with PC In]					
PC In / Audio In (L/R)	Mini D-sub 15-pin x 1 [Compatible with DDC 2B] / Stereo Mini Jack (M3) x 1 [Shared with DVI-D In]					
Serial	D-sub 9-pin x 1 [Input], RS-232C Compatible					
IR In/Out	Stereo Mini Jack (M3) x 1 / x 1					
Audio Out	Stereo Mini Jack (M3) x 1 / Variable Output [-∞ - 0 dB] [at 1 kHz 0 dB Input, 10 kΩ Loaded]					
LAN	RJ45 x 1, 10BASE-T/100BASE-TX/1000BASE-T, Compatible with PLink™					
USB	USB Connector [TYPE A] x 1, DC 5 V/2 A [USB 3.0 supported]					
Audio						
Built-in speaker	20 W [10 W + 10 W]					
Electrical						
Power requirements	110-127 V AC, 50/60 Hz, 220-240 V AC, 50/60 Hz					
Power consumption	363 W	296 W	185 W	195 W	178 W	162 W
Power off condition	Approx. 0.3 W					
Standby condition	Approx. 0.5 W					
Mechanical						
Dimensions (W x H x D)	1928 x 1099 x 86 mm [76.0" x 43.3" x 3.4"]	1681 x 959 x 73 mm [66.2" x 37.8" x 2.9"]	1459 x 835 x 82 mm [57.5" x 32.9" x 3.3"]	1240 x 712 x 62 mm [48.9" x 28.1" x 2.5"]	1124 x 647 x 70 mm [44.3" x 25.5" x 2.8"]	969 x 560 x 61 mm [38.2" x 22.1" x 2.4"]
Weight	Approx. 66 kg [145.5 lbs.]	Approx. 56 kg [123.5 lbs.]	Approx. 27 kg [59.6 lbs.]	Approx. 17 kg [37.5 lbs.]	Approx. 14 kg [30.9 lbs.]	Approx. 9 kg [19.9 lbs.]
Bezel width	15.2 mm [0.6"] [T/B/L/R]	14.8 mm [0.6"] [T/B/L/R]	13.5 mm [0.6"] [T/R/L], 14.5 mm [0.6"] [B]	12.9 mm [0.6"] [T/R/L], 14.7 mm [0.6"] [B]	11.9 mm [0.5"] [T/R/L], 14.4 mm [0.6"] [B]	11.9 mm [0.5"] [T/R/L], 14.9 mm [0.6"] [B]
Wall-hanging pitch	600 x 400 mm [23.6" x 15.8"] VESA Compliant	400 x 400 mm [15.8" x 15.8"] VESA Compliant	400 x 200 mm [15.8" x 7.9"] VESA Compliant	400 x 400 mm [15.8" x 15.8"] VESA Compliant	200 x 200 mm [7.9" x 7.9"] VESA Compliant	200 x 200 mm [7.9" x 7.9"] VESA Compliant
Environment						
Operating time	24 h/day		18 h/day			
Operating environment	Temperature: 0°C to 40°C [32°F to 104°F] / Humidity: 20% to 80% [Non condensation] / for up to 1400 m [4593 ft] altitude, Temperature: 0°C to 35°C [32°F to 95°F] / Altitude 1400-2800 m [4593 ft to 9186 ft]					
Applicable software	Multi Monitoring & Control Software, Content Management Software, Video Wall Manager					

Optional Accessories

Pedestal

TY-ST75PE9 (For 75-inch)
TY-ST55PE9 (For 65-inch)
TY-ST43PE8 (For 55/50/43-inch)

Wall Hanging Bracket

TY-WK98PV1* (For 86/75/65-inch)
*The availability varies depending on the country.

Early Warning Software*1

ET-SWA100 Series*2
*1: Multi Monitoring & Control Software Ver.2.1 or later required.
*2: Part number suffix may differ depending on the license type.

Software [free]

Content Management Software (Ver.3.0 or later)

* Windows only.

Multi Monitoring & Control Software (ver.2.1)

* Windows only.

Panasonic

Weights and dimensions shown are approximate. Specifications and appearance are subject to change without notice. Product availability differs depending on region and country. This product may be subject to export control regulations. HDMI, the HDMI logo, and High-Definition Multimedia Interface are trademarks or registered trademarks of HDMI Licensing LLC in the United States and other countries. All other trademarks are the property of their respective trademark owners. Images on screen are simulated. © 2018 Panasonic Corporation. All rights reserved.



For the latest information about Panasonic Professional Display, please visit:

Professional Display Global Website: panasonic.net/cns/prodisplays/
YouTube: www.youtube.com/PanasonicProDisplay
Facebook: www.facebook.com/panasonicprojector

All information included here is valid as of September 2018.

CT18-G01PF-EQ1
Printed in Japan.

Panasonic

BUSINESS

EQ1 Series

4K UHD LCD Display

86-inch **TH-86EQ1**

65-inch **TH-65EQ1**

50-inch **TH-50EQ1**

75-inch **TH-75EQ1**

55-inch **TH-55EQ1**

43-inch **TH-43EQ1**


The EQ1 Series displays deliver 4K resolution with basic performance and reliability



Detailed 4K images with a natural feeling of depth. Available in a wide range of sizes, these displays meet a variety of needs.

Elaborate 4K picture quality down to the tiniest details


With approximately 8,290,000 pixels, about four times the pixels of a Full-HD display, images are highly detailed. This dynamic, large-screen display archives true-to-life finely nuanced images. With an optimal viewing distance of 1.5 times the screen height, the 4K display is an excellent choice for digital signage and meeting rooms.



* Actual resolution: 3840 x 2160p

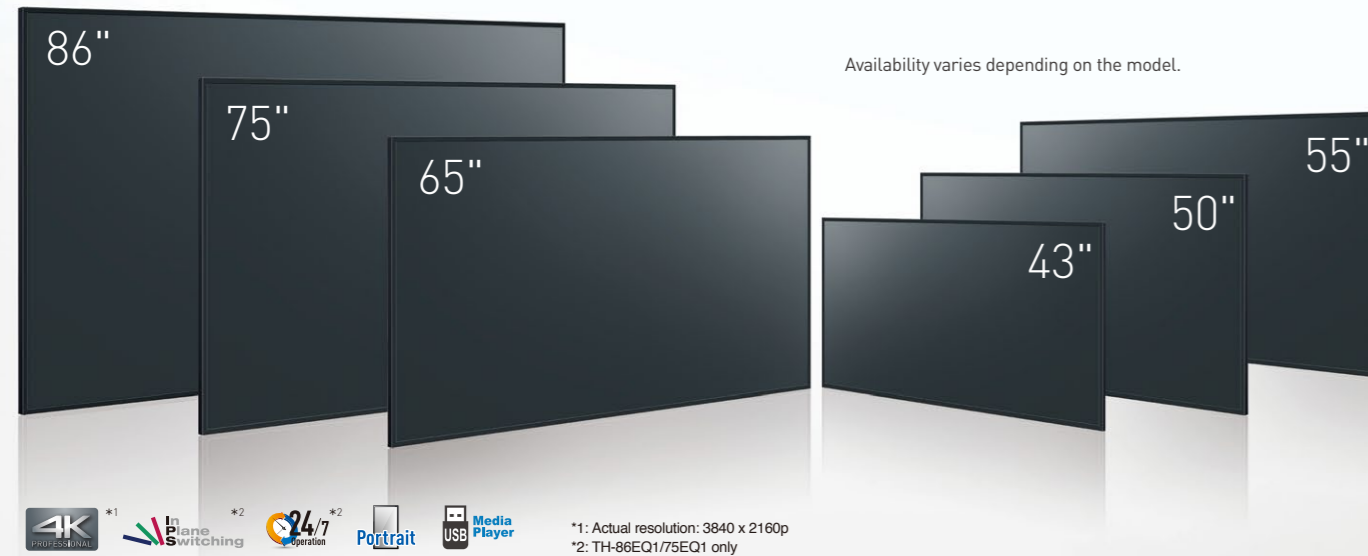
A stylish and slim design accentuates the image

The stylish and slim design complies with the ADA standard (a depth of less than 4-inch (approx.100mm) with brackets) in all important aspects. The narrow bezel displays higher-impact images, further enhancing the 4K picture quality. The slim profile isn't the least oppressive even when installed in a hanging configuration.



* ADA stands for the "Americans with Disabilities Act," a United States law made to protect people with disabilities from discrimination.

EQ1 Series product lineup



Availability varies depending on the model.

- 4K
- Plane Switching
- 24/7 operation
- Portrait
- USB Media Player

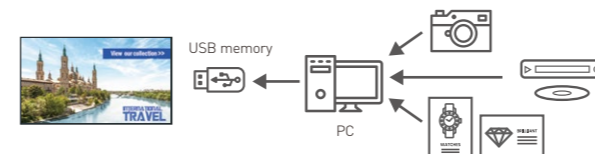
*1: Actual resolution: 3840 x 2160p
*2: TH-86EQ1/75EQ1 only

	TH-86EQ1	TH-75EQ1	TH-65EQ1	TH-55EQ1	TH-50EQ1	TH-43EQ1
Screen Size	86-inch	75-inch	65-inch	55-inch	50-inch	43-inch
Brightness	350 cd/m ²					
Contrast	1200:1			4000:1		
LCD Panel	IPS			VA		
Resolution	4K [3840 x 2160]					

For Signage Use

Draw customers' attention with 4K signage using USB memory

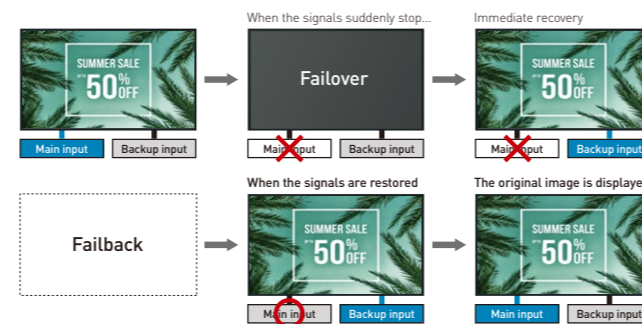
Simply insert a USB memory stick containing 4K content into the display to play back high-quality signage in numerical or alphabetical sequence.



Still Image	JPG, JPEG, JPE,
Motion Image	AVI, MKV, ASF, WMV, TS, MTS, MP4, 3GP, MOV, FLV, F4V

Failover and Failback safeguards for mission critical situations

If the main video and audio signals are interrupted, the system immediately switches to alternative signals. If the main signals are restored, the original image is displayed.



Use the remote control to edit the playlist without a PC

Use the main unit's remote control to set the playback sequence and playback time for content saved onto a USB memory stick to edit the playlist.

Timer-programmable switching of device connection

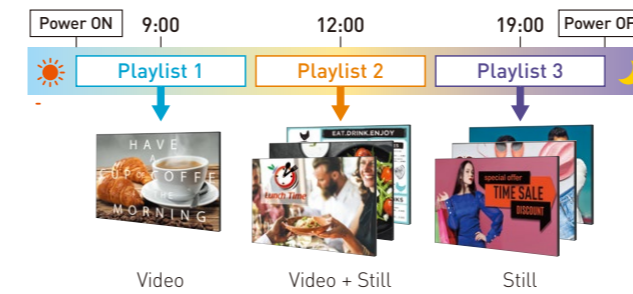
The timer function of the display unit can be used to change connected signal source devices at a desired time and day.

SNMP Ver. 1-Ver. 3 compatible

Able to receive information from electrical devices, such as AC power failure errors and operation time. Also able to control devices such as power On / Off and change inputs.

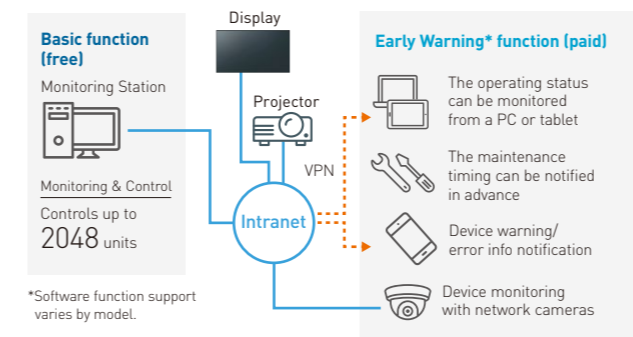
PC software enables even easier and more convenient content playback and management

Content Management Software for PC Version 3.2 (free) enables easy playlist creation with media support including combinations of still and video images. You can set up schedules for playing and ending your media playlist at predetermined dates and times.



Multi Monitoring & Control Software

Displays and peripheral equipment on the intranet can be searched and controlled, and their status can be monitored. Error notification and error indication can also be detected by an Early Warning function (paid) for improved maintenance.



*Software function support varies by model.

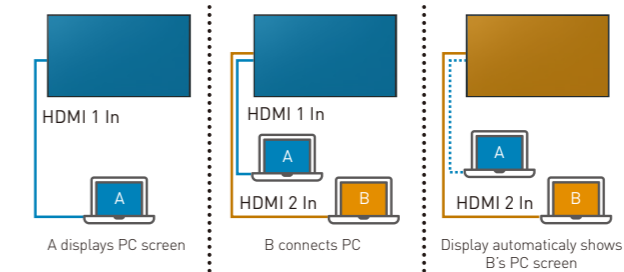
For Office Use

Smooth input switching for multi-purpose use

The EQ1 Series automatically switches source signals when the input signal for the current content stops or when an input signal other than the signal of the current content is received. When presenters change during a meeting, the displayed image can be switched easily by simply changing the cable connection, thus eliminating the need to operate the remote control.

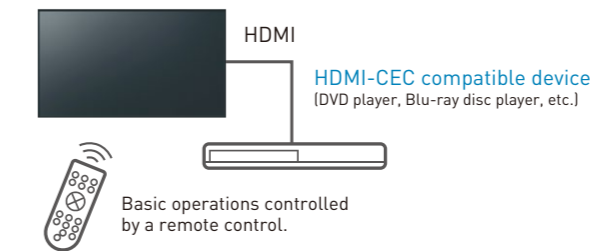
*For inputs : HDMI1/HDMI2/DVI-D/PC
*Active terminal will depend on the menu setting.

Example



HDMI-CEC device linking supported

HDMI-CEC compatible devices can be connected to the display by an HDMI cable, enabling the basic operations (such as power ON/OFF) of compatible devices to be controlled by the display's remote control. The remote control for HDMI-CEC compatible devices can also be used to turn the power of the display ON/OFF.



Supports LAN control connection

The EQ1 Series can be controlled by LAN or RS-232C. You can configure the display into your existing control system, and can control several devices simultaneously. It also supports AMX or Crestron Connected™ LAN control.



Built-in speakers for the playback of content with sound

The display unit has built-in speakers so that it can playback content with sound without the connection of external speakers. This allows maximum use of a limited space for the installation of a large-screen display.



No external speakers are necessary even for displaying content with sound.

Frame Creation

A new frame is created and inserted between the frames that make up the image. This achieves greater smoothness in images with increased display rates and fast movement. Ideal for monitors used in simulation videos and computer graphics.

*TH-86EQ1/75EQ1 only